

## EVERY STUDENT >>>

### Read-Aloud + Group Questions:

Read-Aloud Book: Meesha Makes Friends by Tom Percival

## DOWNLOAD & PLAY

MEESHA MAKES  
FRIENDS (4m)  
[bit.ly/Meesha-  
Read-Aloud](https://bit.ly/Meesha-Read-Aloud)



### Vocabulary:

1. Difficult (pg. 8) – very hard
2. Admittedly (pg. 13) – to tell the truth about something
3. Chaotic (pg. 17) – out of control; very confusing
4. Unpredictable (pg. 17) – don't know what is going to happen next
5. Ruin (pg. 22) – to mess up; destroy something

### Before Reading:

Today we are going to read a story about a girl who is having a difficult time making friends. Show of hands - who thinks it is easy to make friends? Who thinks it is hard to make friends? Let's share: if someone were struggling to make friends, what can they do?

The title or name of the book is called "Meesha Makes Friends" and the author/illustrator is Tom Percival. An author is the person who writes the words in the book and the illustrator is the person who draws the pictures. Remember, because there is only one name on the book, that means Tom wrote all the words and drew all the pictures in the story! Wow—he is extremely talented.

Before we start reading, let's take a look at the cover! What do you notice? I see a little girl on the cover. She might be Meesha. I also see a boy holding out a toy to her. How do we think Meesha feels? How do we know? I wonder if they are going to become friends! What do you think?

### During Reading:

1. Pages 5-6 / 0:32: Why do you think the illustrator drew Meesha in color and the other students in black and white?
  - >>> This shows that she is separated from her peers. It looks like she is having a hard time making friends.
2. Pages 5-6 / 0:32: Have you ever felt left out like Meesha?
  - >>> Have students share out and form text-to-self connections.

## TEACHER TIP

Preview the words before you start reading the book. You can write the vocabulary words on the board and draw a picture as you explain its meaning.

**3. Pages 11-12 / 1:22:** What did Meesha make and what did she make them out of?

>>> It looks like she made different friends out of recyclable materials like cereal boxes.

**4. Pages 13-14 / 1:40:** Uh-oh, but what do we notice here with her new friends?

>>> It looks like they can't do all the things a real friend can do like play tennis, soccer, and catch.

**5. Pages 15-16 / 1:17:** Why do you think Meesha was unsure that the party will be fun?

>>> She has a hard time making friends and is worried about not having friends to play with.

**6. Pages 15-16 / 1:17:** Let's brainstorm! What do you think is something Meesha can do at the party to help her make some friends?

>>> Have students share their suggestions.

**7. Pages 21-22 / 2:38:** It looks like Meesha took a deep breath to calm herself down! Let's all practice taking 3 big deep breaths. This is a great exercise to do if you are nervous.

**8. Pages 23-24 / 3:14:** Meesha thought that it would be better doing it all by herself, but what happened when she started to share with someone else?

>>> Have students draw connections to the Catchphrase.

**9. Pages 25-26 / 3:32:** "But Josh's smile made her feel that it would all be okay"—friends can also give us courage and help us feel brave.

**10. Pages 27-28 / 3:40:** How did Meesha finally find a way to connect with all the other kids?

>>> Meesha showed the other kids what she was interested in and how to make the crafts. In the end, they were able to find something in common and play together.

### After Reading:

Wow! What a great story. Can someone with a strong, silent hand share their favorite part of the story?

Making friends can be really hard. At the end of the story, Meesha met Josh, who encouraged her by saying how much he liked the friends she created. This built her up and made her feel happy and ready to talk to other kids!

## COMPREHENSION QUESTIONS


Answering comprehension questions while reading helps students show their understanding of the story. Feel free to choose which questions you want to ask from this list. You can also read the story uninterrupted, then go back through the book to ask questions.

## DRAMATIC PLAY PROMPT

Find the Dramatic Play Prompt connected to this story on page 19.




GLUE TO BOTTOM BACK OF HEAD ABOVE





GLUE TO BOTTOM BACK OF HEAD ABOVE





GLUE TO BOTTOM BACK OF HEAD ABOVE

GLUE TO BOTTOM BACK OF HEAD ABOVE



FOLLOW THE FRIENDZY  
[@friendlyzycos](https://www.instagram.com/friendlyzycos)



CHECK OUT  
[friendlyzycos.com](https://www.friendlyzycos.com)

ORDER  
[info@friendlyzycos.com](mailto:info@friendlyzycos.com)

SAY HELLO  
[friendlyzycos.com/say-hello](https://www.friendlyzycos.com/say-hello)

FREE RESOURCES  
[www.friendlyzycos.com/freebies](https://www.friendlyzycos.com/freebies)